

Seat & Bench



Material makeup: Solid Surface - 100% Acrylic resin & Alumina Trihydrate blend. ½" Sheet material is purchased from premium brands and is custom fabricated-to-order into vanity tops & other matching components (windowsills, half wall caps, and more). Quality meets or exceeds all relevant industry standards.

Weight Test: > 400lbs.

Color Options:

- *4 Solid Colors:* White, Biscuit, Almond, Grey. Same material as pieces & thresholds. Corian & HI-MACS brands.
- *8 Marble/Granite Colors:* These come from the Majestic Collection of Domain Industries.

Material Thickness: 1"

- Top slab (the part you sit on): 1" thick solid surface.
- Side triangle (only present in the Bench): ½" thick solid surface

Edge Profile: Always 1" Bullnose.

Support Bracket: Stainless Steel

Finish: Renewable non-slip matte finish only. We do not polish to a glossy finish.

Cleaning: Any common non-abrasive bathroom cleaner will work. *Non-porous, sanitary surface.*

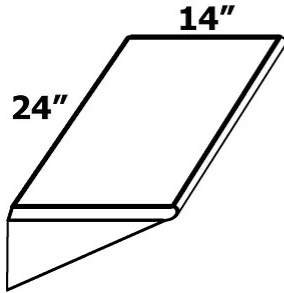
Attachment:

- Screws hold the bracket into the studs.
- Silicone holds the seat onto the bracket.
- Seat Only: An optional single set screw can temporarily hold Seat onto the support bracket while silicone dries.
- Bench Only: 2-sided tape can hold the little side triangle to the bracket.

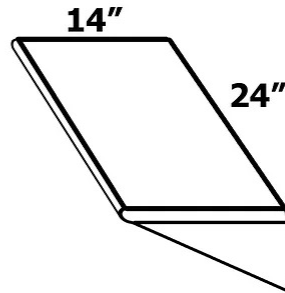
See next page for illustrations...

Bench

(Rectangle-shaped)




Installs on LEFT side of shower



Installs on RIGHT side of shower

Seat

(Round-shaped)



Round "Bullnose"
Edge Treatment